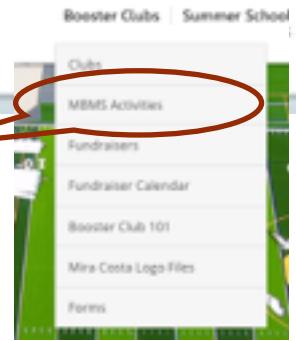


# MBMS on MBX

MBX Beyond the Classroom

**1** Under “Booster Clubs” in the drop down window, select “MBMS Activities”



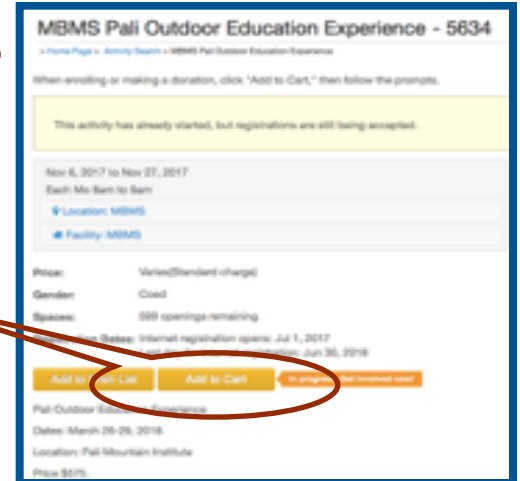
## Activities and Enrichment

Pali Outdoor Education Experience    Kristi Knowles    rik.knowles@verizon.net

Register

**2** Search and select your students grade level and click “Register.”  
You may have to set up an account with your email address and a

**3** Click “Add to Cart” to proceed with your students registration.



You may need to “Create a new Family Member.” Please list your students name.

**4**

## Enrollment: MBMS Pali Outdoor Education Experience

> Home Page > Activity Search > Enrollment Process

1 select participant

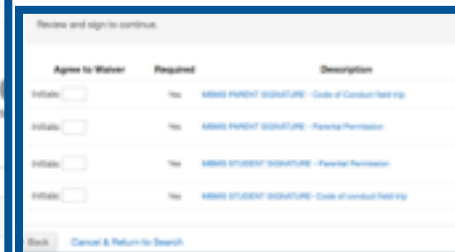
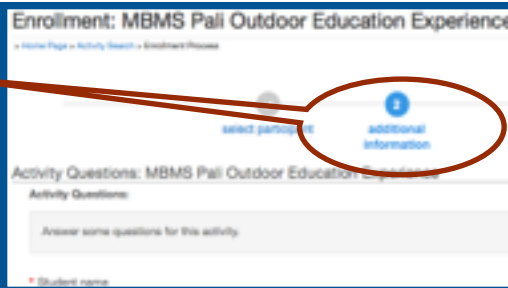
2 additional information

3 fees

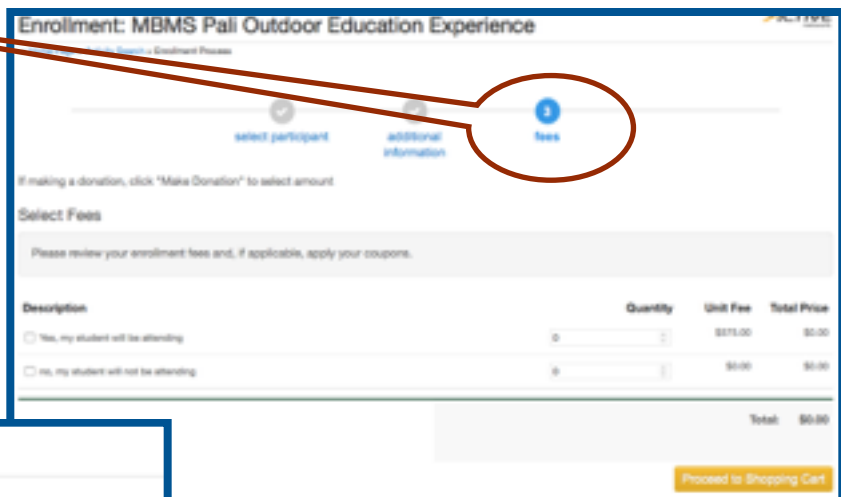
Select Participant

Don't see the person you want to add in this drop down? [Create a new Family Member](#)

**5** Please fill in all the requested information. Read and initial district waiver information and



**6** Proceed to step #3



Proceed to Shopping Cart. You will receive an email confirmation when your registration is complete.

- Complete steps:
- 1- Review Items
  - 2- Review Waivers
  - 3- Payment details

**7**

## Shopping Cart

1 review items

2 review waivers

3 payment details

Proceed to Shopping Cart